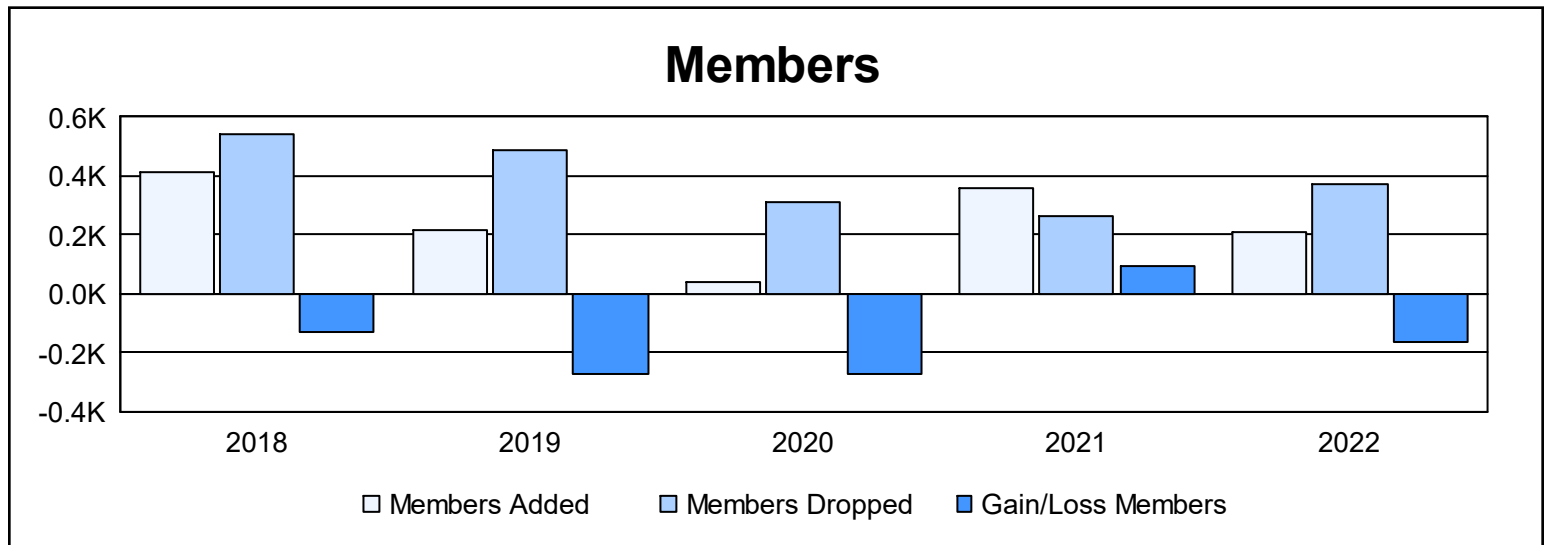
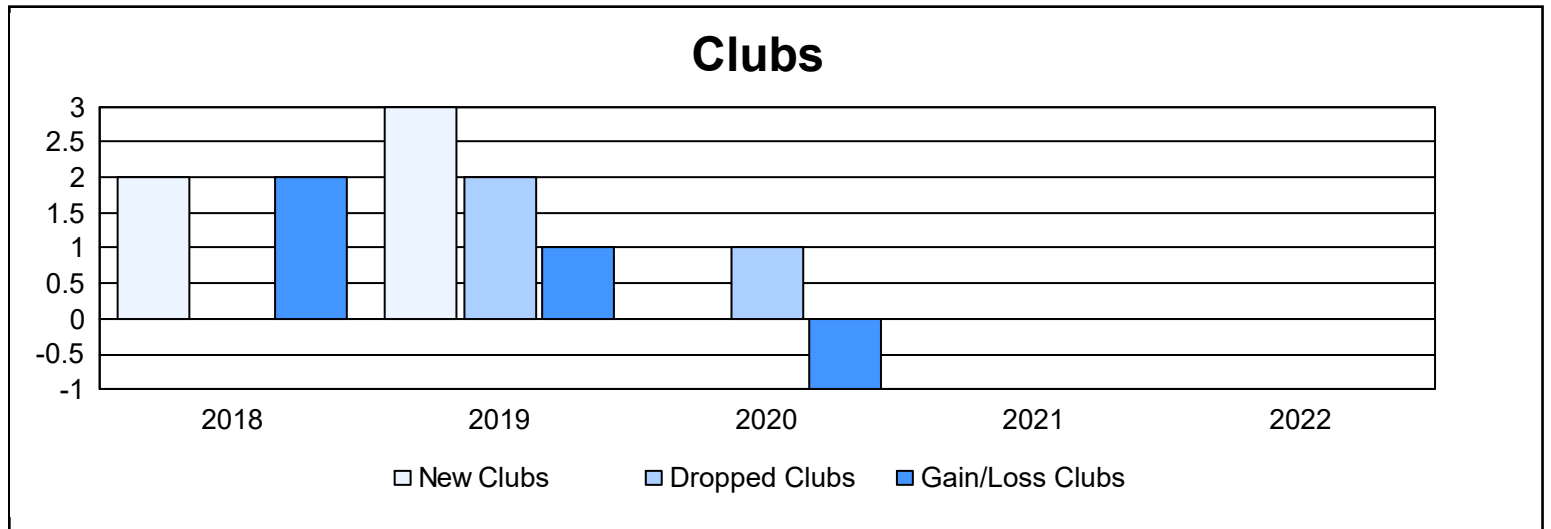
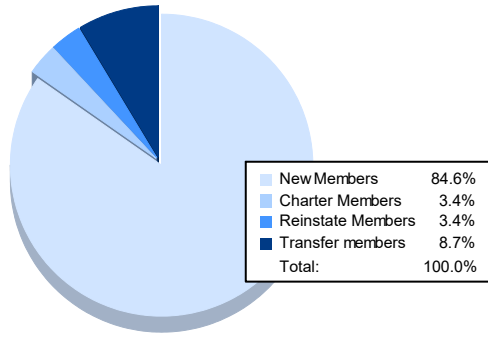


| Year | New Clubs | Dropped Clubs | Gain/ Loss Clubs | New Members | Charter Members | Reinstate Members | Transfer Members | Total Member Added | Total Members Dropped | Gain/ Loss Members |
|----------------|-----------|---------------|------------------|-------------|-----------------|-------------------|------------------|--------------------|-----------------------|--------------------|
| 2017-2018 | 2 | 0 | 2 | 264 | 124 | 12 | 15 | 415 | 542 | -127 |
| 2018-2019 | 3 | 2 | 1 | 81 | 108 | 7 | 21 | 217 | 489 | -272 |
| 2019-2020 | 0 | 1 | -1 | 0 | 17 | 2 | 19 | 38 | 312 | -274 |
| 2020-2021 | 0 | 0 | 0 | 293 | 19 | 14 | 33 | 359 | 265 | 94 |
| 2021-2022 | 0 | 0 | 0 | 176 | 7 | 7 | 18 | 208 | 373 | -165 |
| Average | 1 | 1 | 0 | 163 | 55 | 8 | 21 | 247 | 396 | -149 |



Membership Composition June 2022 Cumulative



Gender Composition June 2022 Cumulative

